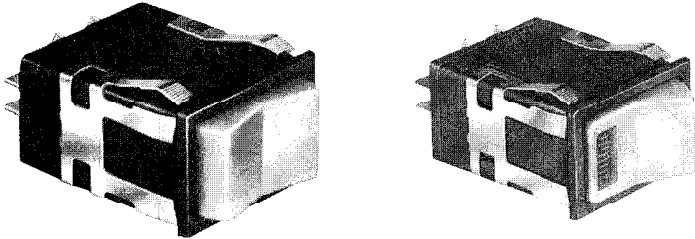


# Manual Switches

## Power Duty Rocker

AML34/36 Series

INCANDESCENT, NEON, OR NON-LIGHTED DISPLAY



Rocker operators ordered separately.

Electrical Data	page 19
Rockers	page 51
Lamps	page 58
Mounting Dimensions	page 60

### FEATURES

- Same circuitry, and electrical rating as power duty paddle switches.
- Neon lamp circuitry can be isolated or integral on 2-pole switches; isolated-only on 1-pole switches (see schematics).
- UL recognized, CSA certified.
- AML34 lamp circuit independent of switch circuit.

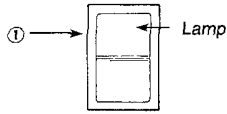


AML34 Series: 2-pole only.  
AML36 Series: 1-pole and 2-pole.

### AML34 ORDER GUIDE

AML34 accepts one incandescent lamp which can be furnished installed or ordered separately.

AML34 E	B	A	4	AA	01
<b>Housing Type</b>	<b>Bezel Color</b>	<b>Incandescent Lamp Type</b>	<b>Terminal Type</b>	<b>Circuitry Codes</b>	<b>Operating Action</b>
<b>AML34 E</b> Rectangular Non. Illum.  <b>AML34 F</b> Rectangular 1 Lamp Ckt.	<b>B</b> Black	<b>A</b> No Lamp Installed  <b>B</b> 6 V Lamp*  <b>C</b> 14 V Lamp*  <b>E</b> 28 V Lamp*	<b>4</b> .187 × .020 (Solder or Quick-Connect)	<b>Silver Contacts:</b> <b>AA</b> 1-Pole (One Form A Single-Throw)  <b>AC</b> 2-Pole (Two Form A)	 <b>01</b> Maint. ON    Maint. OFF

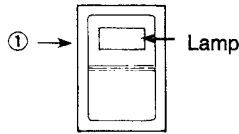


\*Lamps will be installed per each lamp circuit specified in the Housing Type.

### AML36 ORDER GUIDE

AML36 has neon lamp wired to 125 or 250 VAC resistor.

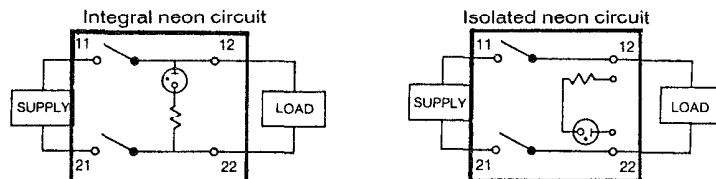
AML36 F	B	B	4	AA	01
<b>Housing Type</b>	<b>Bezel Color</b>	<b>Neon Lamp Voltage</b>	<b>Terminal Type/Lamp Circuit</b>	<b>Circuitry Codes</b>	<b>Operating Action</b>
<b>AML36 F</b> Rectangular 1 Neon Lamp	<b>B</b> Black	<b>Red</b> 125 VAC  <b>C</b> 250 VAC  <b>Green</b>  <b>M</b> 125 VAC  <b>P</b> 250 VAC	<b>4</b> .187 × .020 (Solder or Quick-Connect) With Isolated Lamp Circuit  <b>7</b> .187 × .020 (Solder or Quick-Connect) With Integral Lamp Circuit	<b>Silver Contacts:</b> <b>AA</b> (One Form A Single-Throw) Not available with terminal type 7  <b>AC</b> 2-Pole (Two Form A)	 <b>01</b> Maint. ON    Maint. OFF



① The "MICRO SWITCH" identification is shown on this side of the switch housing.

Example: **AML36FBB4AA01**

Rectangular rocker switch housing; black bezel; 125 VAC neon lamp; .187 × .020 terminals with isolated lamp circuit; 1-Pole Form A single-throw; with circuit ON in one extreme position and OFF in the other.



To Order: Call 936-449-6059 or Fax 936-449-6907